



# K SESİ ÇALIŞMALARI






👉 Görseli boyayalım. Gördüklerimizi anlatalım.






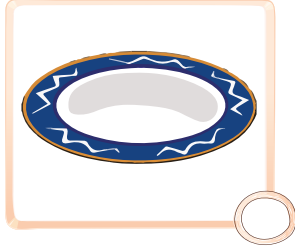




👉 Adında "k" sesi bulunan varlıkları işaretleyelim.




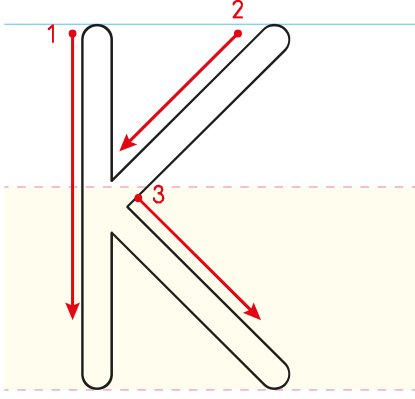
👉 "k" sesi ile başlayan varlıkları boyyalım.




☞ "k" sesi ile biten varlıkları işaretleyelim.



☞ Büyük "K" harfinin yazılış yönüne dikkat edelim. İçinden kalemimizle geçelim.



☞ Anne koalayı yavru koalaya ulaştıralım.



Yönergeleri uygulayalım.

• "K" harfini boyayalım.

• "K" harflerini bulup yuvarlak içine alalım.

K e a

J K >

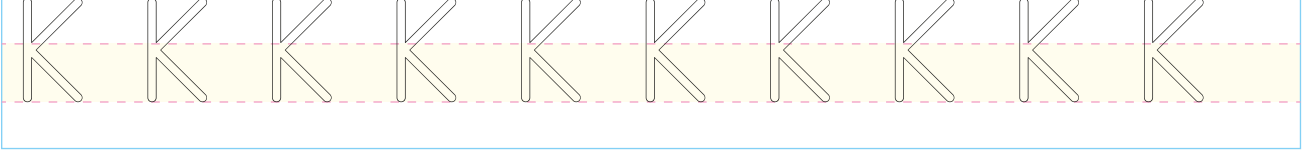
K E A

• Noktaları birleştirelim.

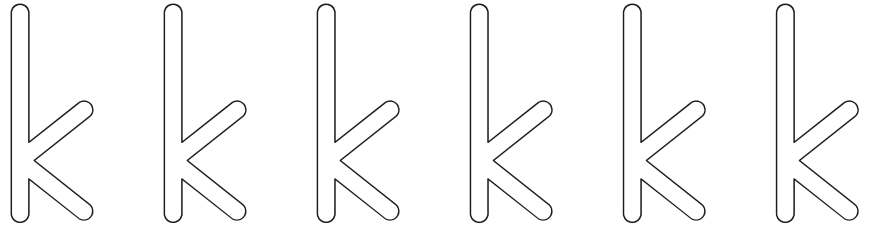
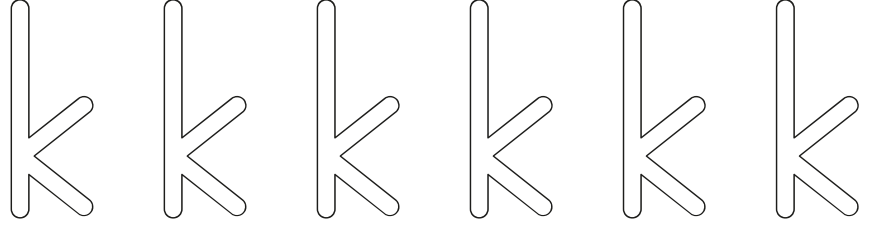
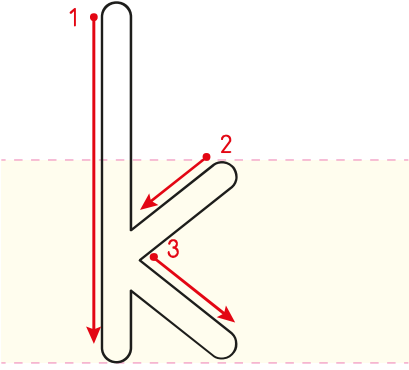
Yazma yönlerine dikkat ederek "K" harfini yazalım.



☞ "K" harfini yazalım.



☞ Küçük "k" harfinin yazılış yönüne dikkat edelim. İçinden kalemimizle geçelim.



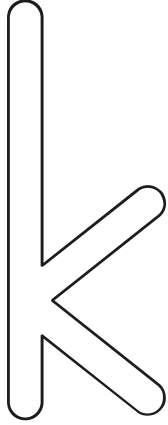
☞ "k" harfinin yazılı olduğu yıldızları boyyalım.



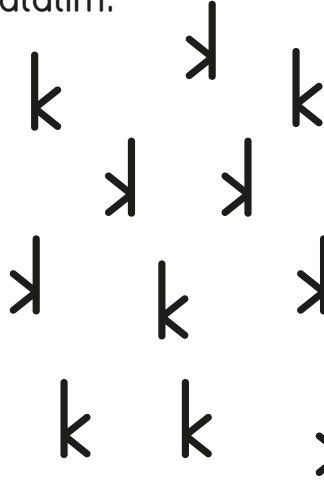


Yönergeleri uygulayalım.

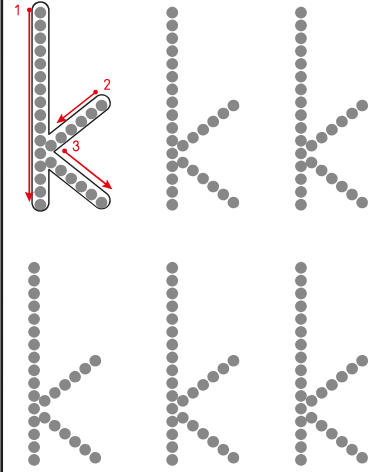
- "k" harfini boyayalım.



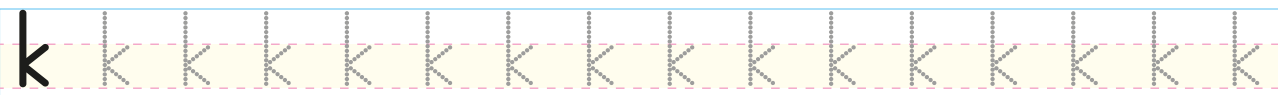
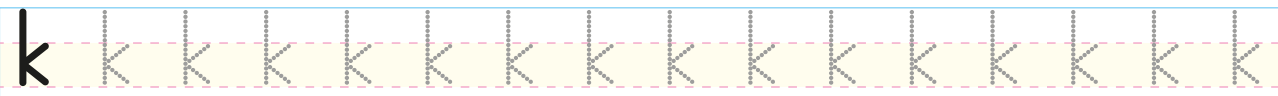
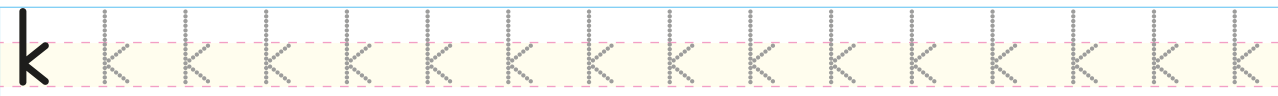
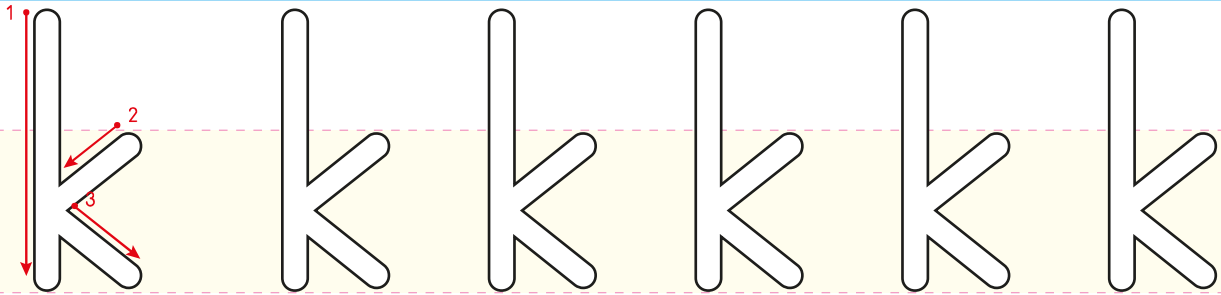
- "k" harflerini bulup yuvarlak içine alalım.



- Noktaları birleştirelim.



Yazma yönlerine dikkat ederek "k" harfini yazalım.





👉 "k" harfini yazalım.

k k k k k k k k k k k k k

k k k k k k k

k k k k k k k

k

k

k

k

k

k


k

k

k



☞ Küçük k harflerini takip ederek kralı kaleye ulaştıralım.



K K K K K

k K k K k

k K K K K k


k K k k k K

k k k K k k

K K K K k K

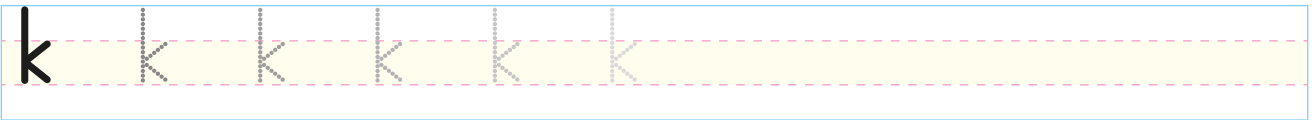

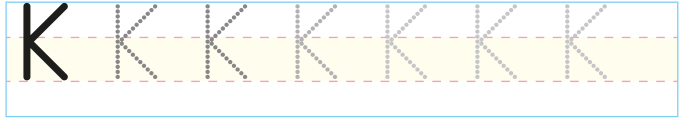
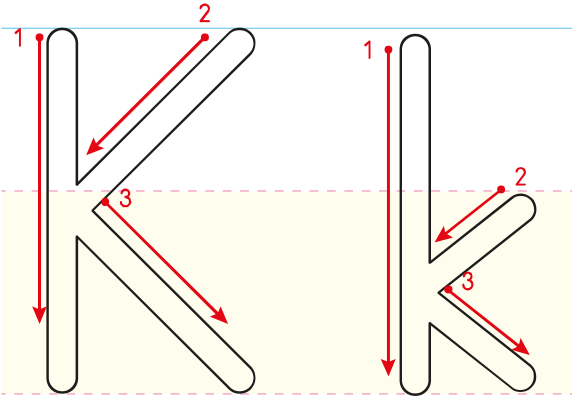
K k K k k K

K K K K





👉 Büyük "K" ve küçük "k" harfini yazalım.





Okuyalım, yazalım.

e k ek ek ek ek ek ek ek

ek

ek

k e ke ke ke ke ke ke ke

ke

ke

a k ak ak ak ak ak ak ak

ak

ak

k a ka ka ka ka ka ka ka

ka

ka



Okuyalım, yazalım.

ka l kal kal kal kal kal

kal

kal

kal k kalk kalk kalk kalk

kalk

kalk

Ela kalk.

Lale ek.

Ela kal.

Lale kalk.

Lale ek.



Okuyalım, yazalım.

ke k kek kek kek kek kek

kek

kek

ka le kale kale kale kale

kale

kale

Ela kek al.

Lale kale al.

Kek al.

Kale al.

2 kale al.



Okuyalım, yazalım.

ek le ekle ekle ekle ekle

ekle

ekle

e lek elek elek elek elek

elek

elek

Ela kek ekle.

Elek al.

Lale elek al.

Kek al.

Elek al.



Okuyalım, yazalım.

Lale kek al.

Ela lale ek.

Okuyalım, görseli boyayalım.

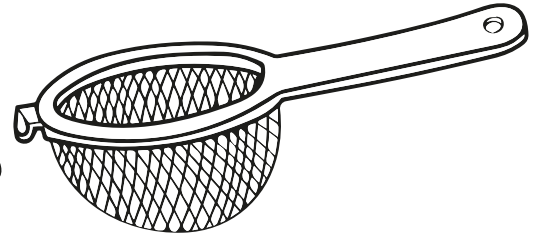



KALK

Lale kalk.

Kek al.

Lale 2 kek al.

1 elek al.



Okuyalım, yazalım.

ELEK

Ela elek al ele.

Ak elek al ele.

Ela elekle ele.

Ak elekle ele.

Ak elek al, ele.



Blank writing area with a dashed line for tracing.

Blank writing area with a dashed line for tracing.

Blank writing area with a dashed line for tracing.

Blank writing area with a dashed line for tracing.

Blank writing area with a dashed line for tracing.

Blank writing area with a dashed line for tracing.



👉 Harfleri karışık olarak verilen kelimeleri yazalım. Görseli ile eşleştirelim.

l k  
a e

\_\_\_\_\_



l e e  
e k

\_\_\_\_\_



l e e  
k e k

\_\_\_\_\_



e k k

\_\_\_\_\_



👉 Karışık kelimelerden anlamlı ve kurallı cümleler oluşturup yazalım.

al

2

Lale

kelek

\_\_\_\_\_

kek

Ela

al

ele

\_\_\_\_\_

ele

kalk

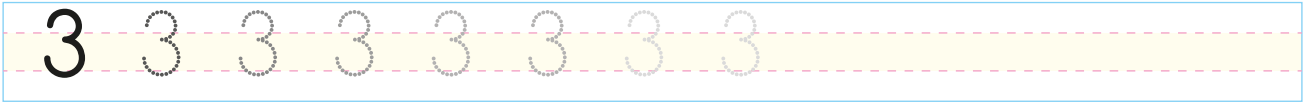
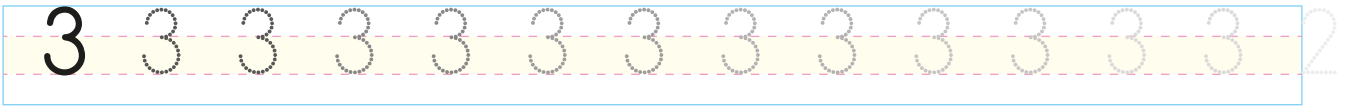

elek

Ela


\_\_\_\_\_



👉 3 rakamını yazalım.



Okuyalım, yazalım.




Ela ak lale al.


Ela ak lale al.

Ela, Lale elek al.

Ela, Lale elek al.




Lale kalk, 3 kek al.




Lale kalk, 3 kek al.

Yönergeleri uygulayalım.




- Adı "k" sesi ile başlayan varlıkların görselini sayfanın aşağısındaki görsellerden yapıştıralım.





- Adı "k" sesi ile biten varlıkların görselini sayfanın aşağısındaki görsellerden yapıştıralım.




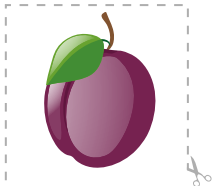

- Adında en çok "k" sesi olan görseli boyayalım.



- Büyük "K" yazalım.



- Küçük "k" yazalım.



# MATEMATİK

1

2

3

4

5

6

7

8

+

-

9

0

÷


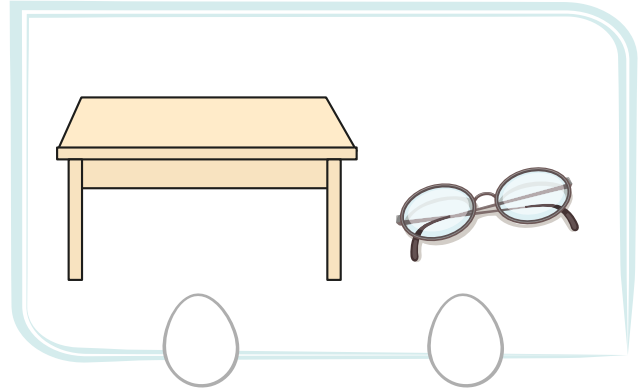
×

=



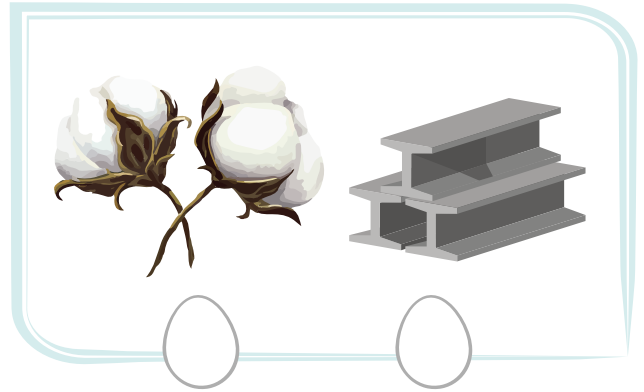

?



☞ Aşağıdaki varlıklardan ağır olanı işaretleyelim.



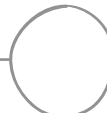

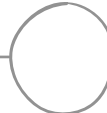

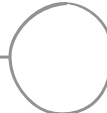
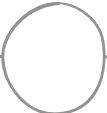

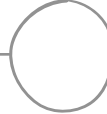

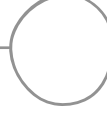
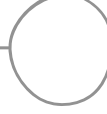

☞ Aşağıdaki varlıklardan hafif olanı işaretleyelim.







☞ Aşağıdaki varlıkları ağırdan hafife doğru numaralandırarak sıralayalım.



👉 Terazilerin eşit olabilmesi için boş kefeye ürünler çizelim.

