

Şefik dedenin kocaman bahçesinde, çeşit çeşit meyve ağaçları vardı. Şefik dede, bahçesine çok iyi bakardı. Meyvelerin toplanma zamanı geldiğinde Şefik dede bahçesine gelmedi. Meyve ağaçları kendi aralarında konuşmaya başladılar: "Acaba hasta mı?", "Bence bizi terk etti." diye. Elma ağacı:

- Şefik dede artık çok yaşlandı, güçsüz kalmıştır, dedi.

Armut ağacı:

- Artık bizimle uğraşmak istemiyordur, bizi terk etti, dedi.

Diğer ağaçlar da armut ağacını duyunca endişeli endişeli konuşmaya devam ettiler. Bu sırada elma ağacı:

- Konuşarak peynir gemisi yürümez, çözüm bulmalıyız, dedi.

Diğer ağaçlar:

- Peki, nasıl bir çözüm?

Elma ağacı:

- Hepimiz olgunlaşan meyvelerimizi sepetlere doldurup Şefik dedeye yardımcı olalım.

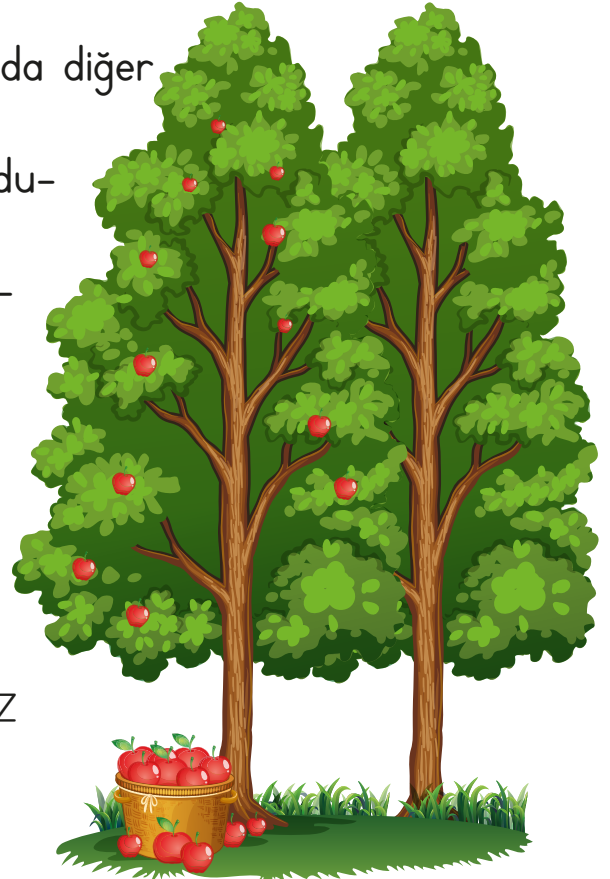
Armut ağacı, bu fikre başta karşı çıksa da diğer ağaçlar kabul edince o da kabul etti.

Tüm ağaçlar, meyvelerini sepetlere doldurup bekledi. Ertesi gün Şefik dede, yavaş yavaş yürüyerek bahçesine geldi. Sepetlerdeki meyveleri görünce çok şaşırıldı:

- Benim hasta olduğumu bilen bir yardımsever meyveleri toplamış olmalı, derken mutluluğu yüzünden okunuyordu.



Meral Çubuk YILMAZ



Etkinlik: Metinde geçen kelimelerden 12 tanesini bulmacanın içine sakladık.
Kelimeleri bulup boyayınız.

B Z
R Y
T A
A K T A E A A
A L Ç H V K A A Ğ A
G Ş J Ö K C O P E A E A
Ü H A Z S A C Ğ A Ç A A A
E Ç T A Ü A A A İ H A S T A P
Z S A R M U T M E A A V E A Ş
Ç Ü V A A A B A H Ç E K J A Y
B Z Ç A A A A N A A L A E A R
T E N D İ Ş E L İ A M V A A E
A A M E Y V E N K A J A İ
O L G U N L A Ş K N İ
A V S E P E T A A
K O A R N Z B

Etkinlik: Sebep - sonuç cümlesi olabilmesi için doğru yeri işaretleyip tamamlanan cümleyi alta yazınız.

Kenan'ın ateşi çıkmıştı



- çünkü grip olmuştu.
 çünkü evden dışarı çıkmamıştı.

Pamuk çok mutlu




- çünkü yemek yiyecekti.
 çünkü dışarı çıkmamıştı.

Çünkü takımları oyunu kazanmıştı



- Hasan çok acıkmıştı.
 Hasan çok mutluydu.

Zeynep'ler büyük pizza sipariş etmişlerdi



- çünkü yemek yapmayı unutmışlardı.
 çünkü karınları toktu.

Çünkü hiç sulanmamışlar



- çiçekler çok canlı ve sağlıklılar.
 çiçekler kurumuş ve solmuşlar.

Çünkü dişlerini düzenli fırçalıyor



- Ahmet'in sağlıklı dişleri var.
 Ahmet'in dişleri ağrıyor.


Suat, bisiklet turnuvasına katıldı



- çünkü hava çok güzeldi.
 çünkü Suat çok yorgundu.

Etkinlik: Elma ağacının büyüme aşamalarını uygun şekilde sıralayıp yapıştırınız.

1	2
3	4
5	6




Ağaç pembe ve beyaz çiçek açar.




Fidan oluşur.



Toprağa ekilen tohumlar olgunlaşır.



Ağaçta elmalar oluşur.




Fidan büyür, ağaç olur.



Tüm elmalar çıkar ve toplanmayı bekler.


Etkinlik: Aşağıdaki görselleri oluş sırasına göre sıralayıp görselleri kısaca anlatınız.

1	2	3	4
---	---	---	---



Etkinlik: Aşağıdaki görselleri oluş sırasına göre sıralayıp görsellerle ilgili hikaye yazınız.

1	2	3	4
---	---	---	---



A large rectangular area with a dashed red border, intended for writing a story. The area is decorated with small icons: a cluster of apples in the top-left corner, a single apple in the bottom-left corner, and a cluster of leaves in the bottom-right corner.

Etkinlik: Aşağıdaki cümlelerde noktalama işareti doğru kullanılmışsa elmayı maviye, yanlış kullanılmışsa yeşile boyayınız.

Annesi (.) babasını çok özlemişti (.)

Samet yarışmada 2 (;) olmuştu (.)

Cumhuriyet ne zaman ilan edildi (?)

Ela (-) Rüya ve Masal evcilik oynuyorlar (?)

Asansör bozulunca 6 (.) kata yürüyerek çıktık (.)

Eyvah (.) tren kaçıyor (?)

Çiftliğimizde tavuk (,) tavşan (,) ve horoz var (.)

Pazardan elma (-) armut aldık (.)

Bilal (,) Adana (') dan uçakla gelecekmış (.)

Selin 3 (!) sınıfa geçti mi (.)


Atatürk (,) Selanik (') te doğmuştur (.)

Yaz tatilinde nereye gideceksiniz (!)


Bize de kek verecek misin (?)

Sokaklarda kimsecikler yoktu (;)



Bahçedeki ağaçlardan meyve (-)
ler topladık (.)



Etkinlik: Aşağıdaki kelimelerden eş anlamlı olanları mora, zıt anlamlı olanları sarıya boyayınız.




Etkinlik: Ağaçların üstünde yazan özelliğine göre uygun elmaları kesip yapıştırınız.


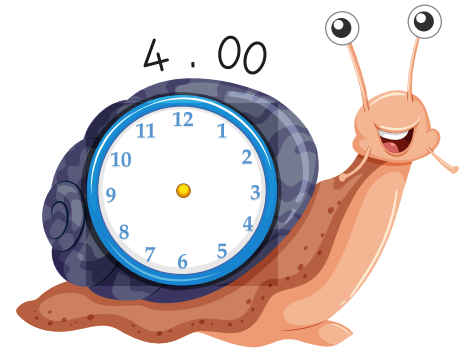

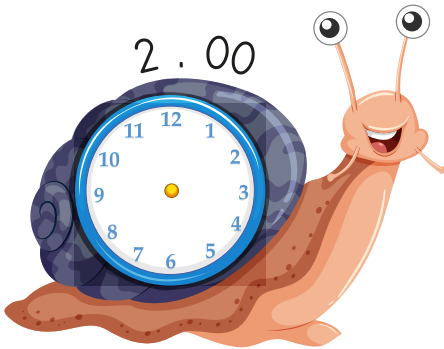


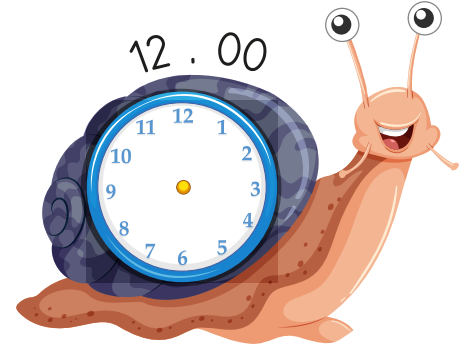



Etkinlik: Makas işaretlerinin olduğu saatleri kesip uygun yerlere yapıştırınız.

 <p>yapıştırınız</p>	 <p>yapıştırınız</p>	 <p>yapıştırınız</p>	 <p>yapıştırınız</p>	 <p>yapıştırınız</p>	 <p>yapıştırınız</p>
					
 <p>yapıştırınız</p>	 <p>yapıştırınız</p>	 <p>yapıştırınız</p>	 <p>yapıştırınız</p>	 <p>yapıştırınız</p>	 <p>yapıştırınız</p>
					






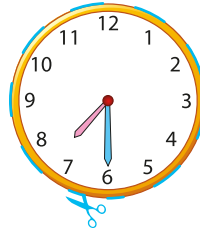


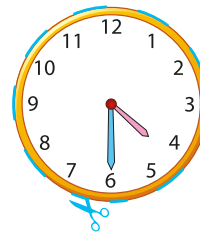
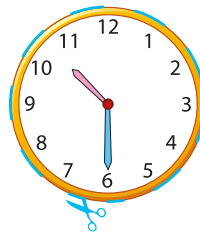




Etkinlik: Aşağıda yazan tam saatleri, akrep ve yelkovan çizerek oluşturunuz.



Etkinlik: Dijital saatlerde yazan saatleri analog saatlerin arasından seçip uygun yere yapıştırınız.

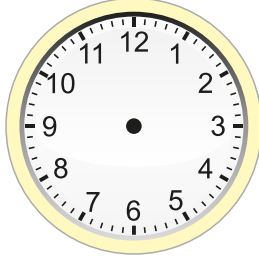
• yapıştırınız • •04 30•	• yapıştırınız • •09 30•	• yapıştırınız • •12 30•	• yapıştırınız • •05 30•	• yapıştırınız • •08 30•	• yapıştırınız • •02 30•
• yapıştırınız • •11 30•	• yapıştırınız • •03 30•	• yapıştırınız • •06 30•	• yapıştırınız • •07 30•	• yapıştırınız • •01 30•	• yapıştırınız • •10 30•



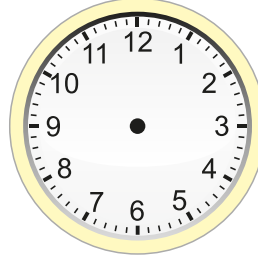
Etkinlik: Aşağıdaki saatlerde yelkovan ve akrep çizerek altlarında yazan saati çiziniz.



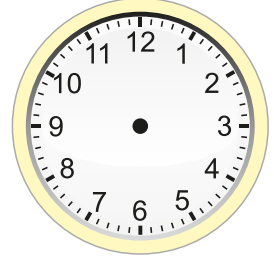
10 : 30



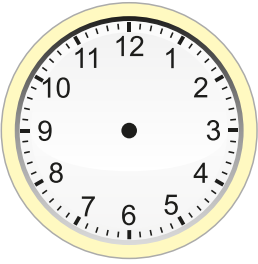
01 : 00



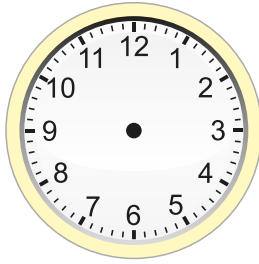
08 : 30



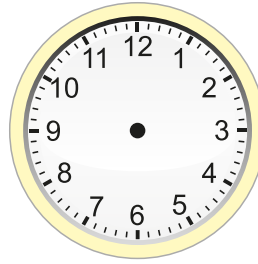
06 : 30



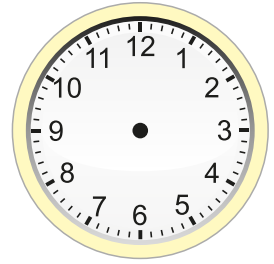
05 : 30



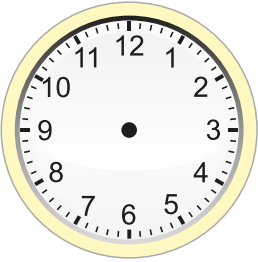
12 : 30



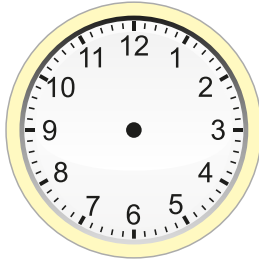
10 : 00



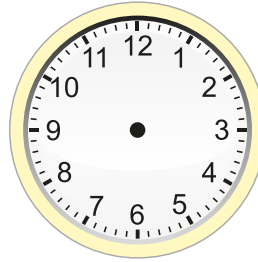
11 : 30



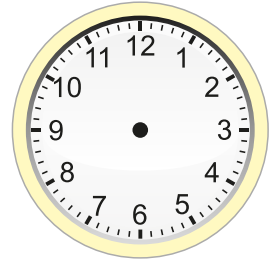
03 : 30



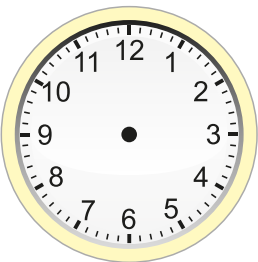
04 : 30



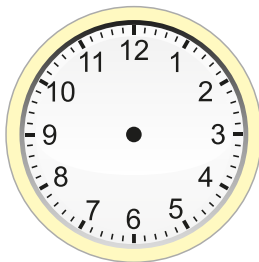
02 : 30



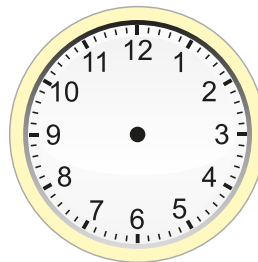
05 : 00



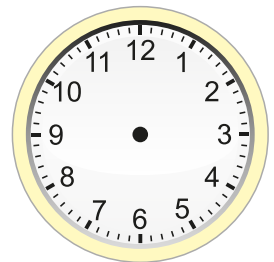
12 : 00



07 : 00



06 : 00



01 : 30


Etkinlik: Aşağıdaki saatlerin okunuşunu yanına yazınız.




Saat
bir




Etkinlik: Analog saatlerde gösterilen zamanı dijital saatlerle eşleştiriniz.




11 : 30



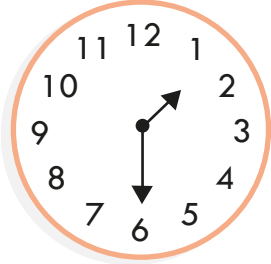
2 : 30




4 : 30



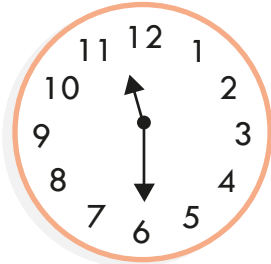
7 : 30




12 : 30



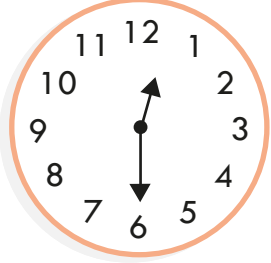
3 : 30




9 : 30



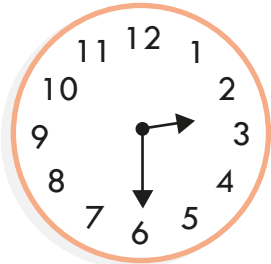
5 : 30



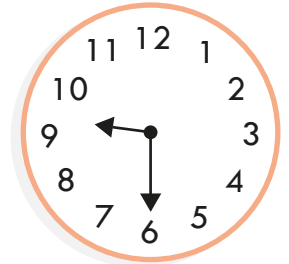
1 : 30



8 : 30


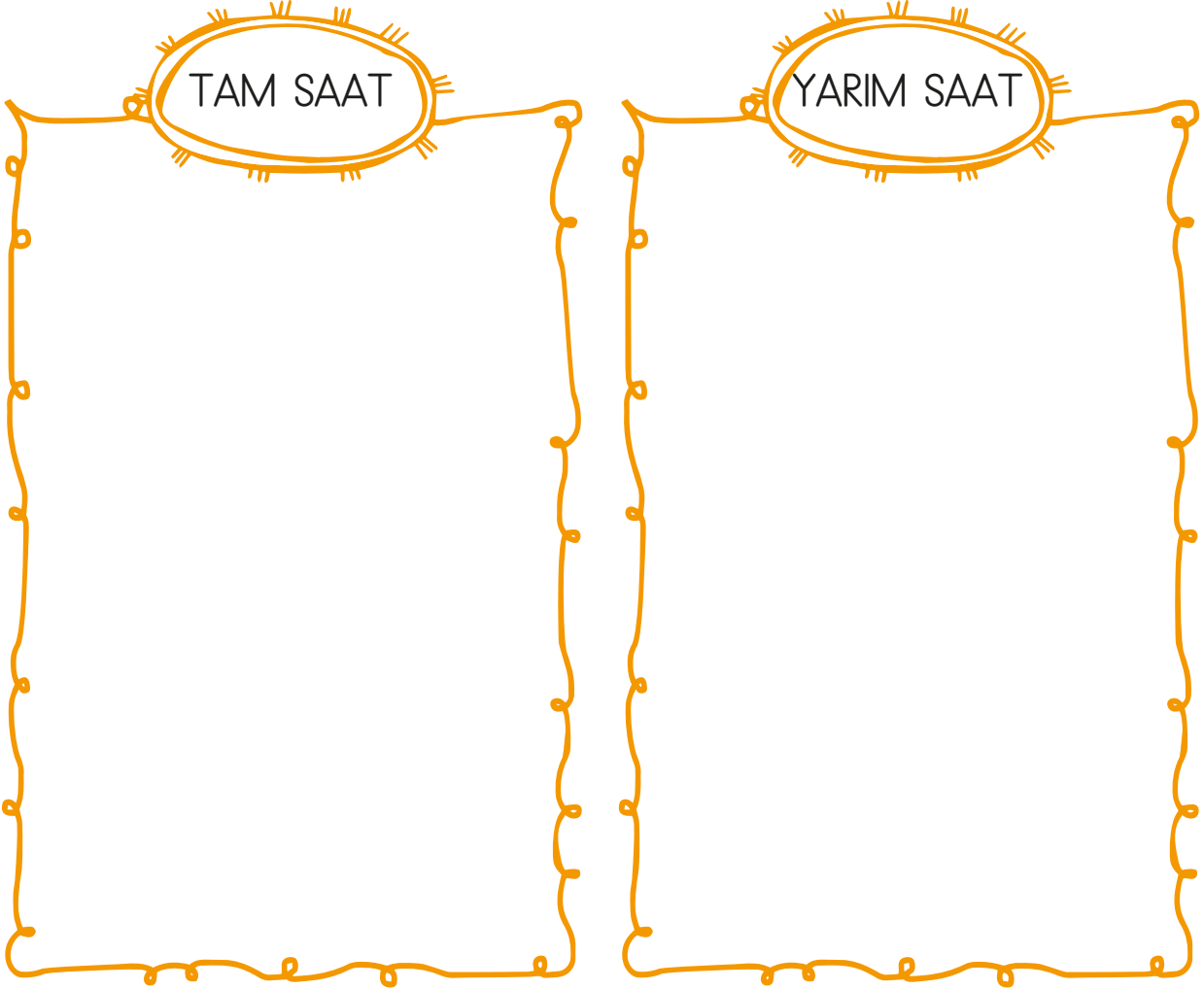


10 : 30















6 : 30






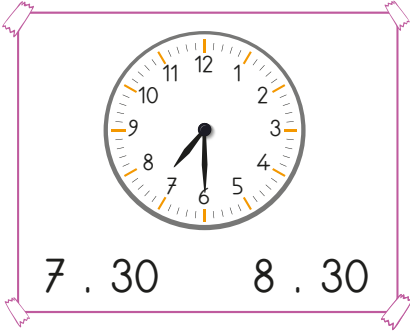



Etkinlik: Aşağıdaki saatleri kesip uygun alanlara yapıştırınız.



Etkinlik: Akrep ve yelkovan çizerek dijital yazan saatleri çiziniz.



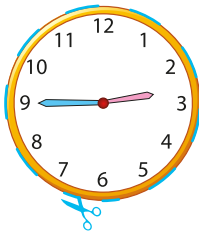

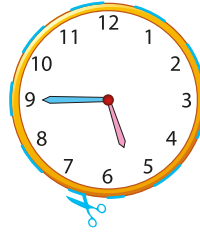
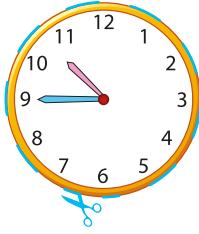
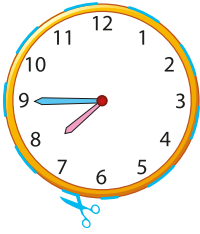
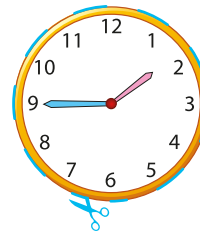
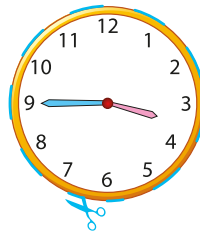




Etkinlik: Analog saatlerde gösterilen saatlerin dijital halini ve okunuşlarını seçip işaretleyiniz.



Etkinlik: Dijital saatlerde yazan saatleri analog saatlerin arasından seçip uygun yere yapıştırınız.

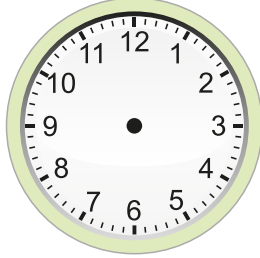
• yapıştırınız	• yapıştırınız	• yapıştırınız	• yapıştırınız	• yapıştırınız	• yapıştırınız
• 06 45	• 10 45	• 01 45	• 05 45	• 08 45	• 02 45
• yapıştırınız	• yapıştırınız	• yapıştırınız	• yapıştırınız	• yapıştırınız	• yapıştırınız
• 12 45	• 09 45	• 03 45	• 11 45	• 04 45	• 07 45



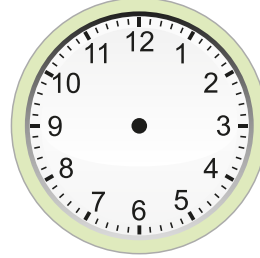
Etkinlik: Dijital olarak verilmiş saatleri çizerek gösteriniz.



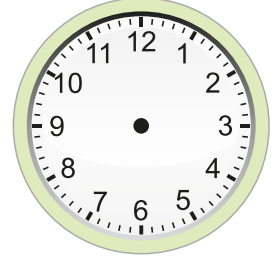
03 : 15



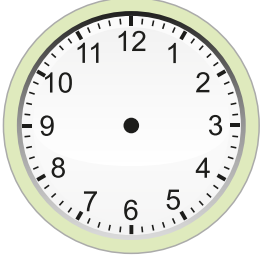
04 : 15



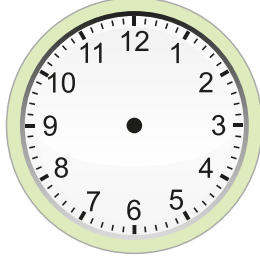
08 : 15



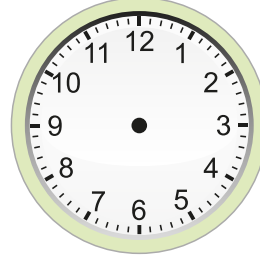
06 : 15



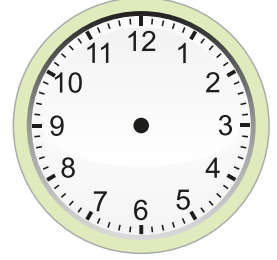
12 : 15



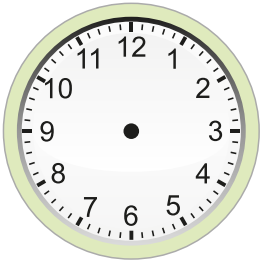
01 : 15



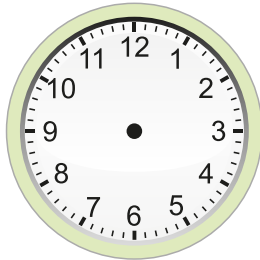
07 : 15



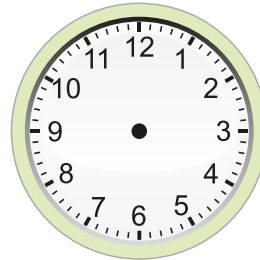
10 : 15



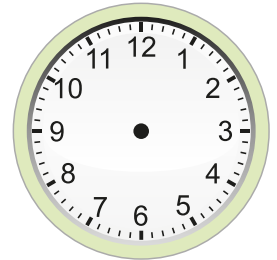
02 : 15



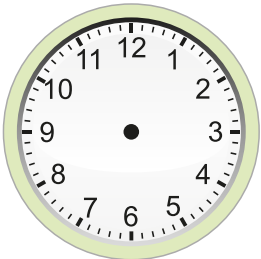
03 : 45



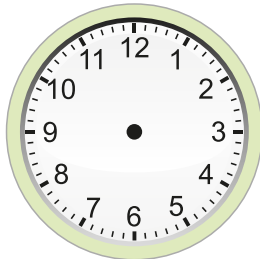
05 : 45



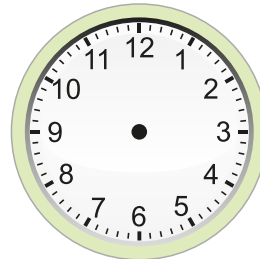
12 : 45



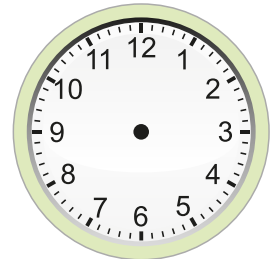
06 : 45



07 : 45



01 : 45



03 : 45

Etkinlik: Dijital olarak verilmiş saatleri çizerek gösteriniz.

07 : 15

05 : 15

11 : 15

02 : 15

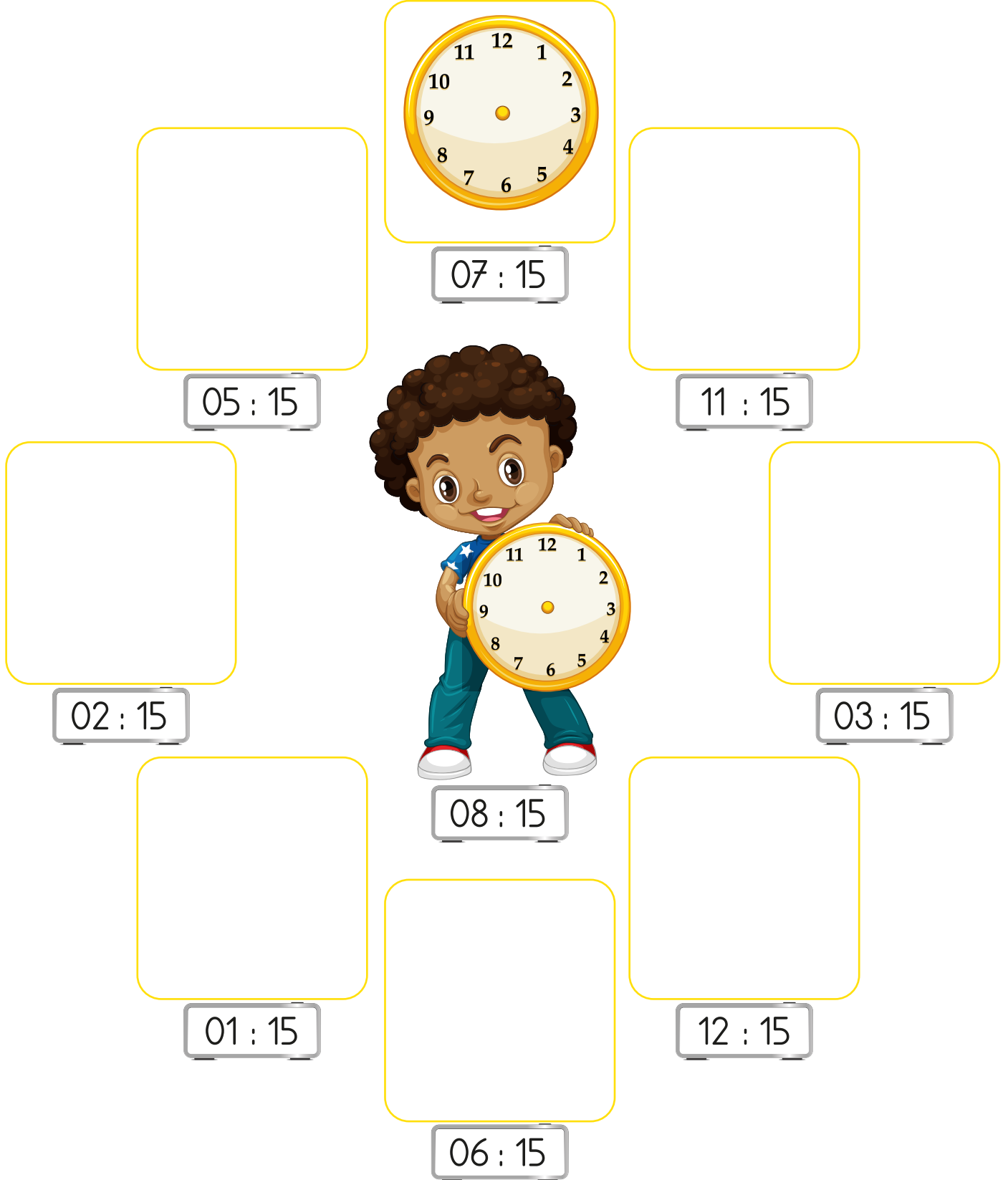
03 : 15

08 : 15

01 : 15





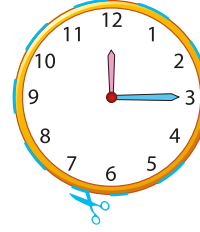
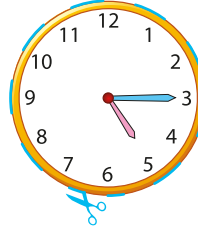
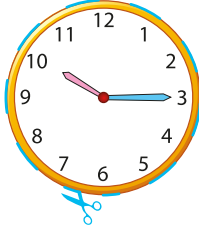

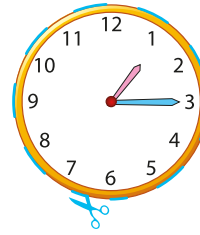
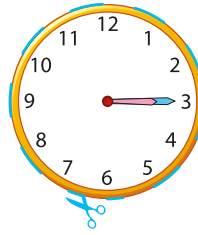
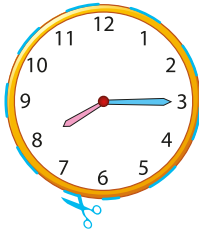

12 : 15

06 : 15



Etkinlik: Dijital saatlerde yazan saatleri analog saatlerin arasından seçip uygun yere yapıştırınız.

yapıştırınız :04 15:	yapıştırınız :03 15:	yapıştırınız :12 15:	yapıştırınız :01 15:	yapıştırınız :08 15:	yapıştırınız :06 15:
yapıştırınız :07 15:	yapıştırınız :10 15:	yapıştırınız :09 15:	yapıştırınız :02 15:	yapıştırınız :11 15:	yapıştırınız :05 15:



Etkinlik: Dijital olarak verilmiş saatleri çizerek gösteriniz.



07 . 45



12 . 45



03 . 45



06 . 45



08 . 45



02 . 45



11 . 45



05 . 45



01 . 45



04 . 45



10 . 45



09 . 45



22 . 45



18 . 45

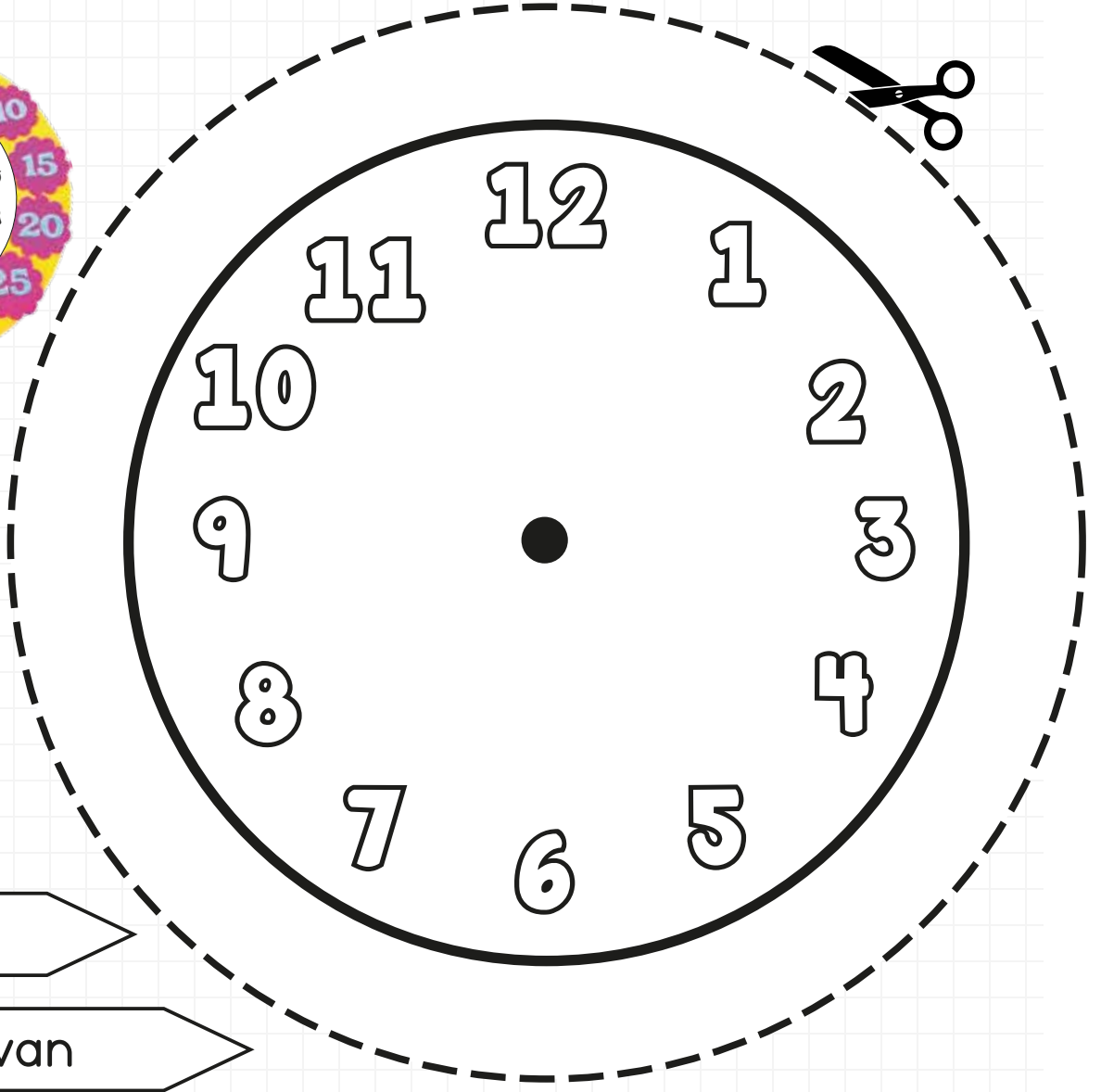
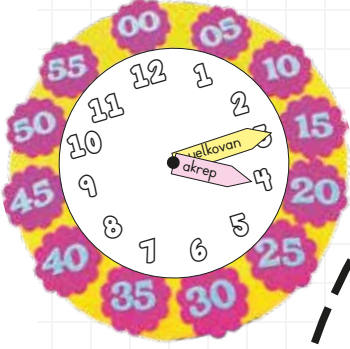


16 . 45




17 . 45

Etkinlik: Saat modeli yapınız.

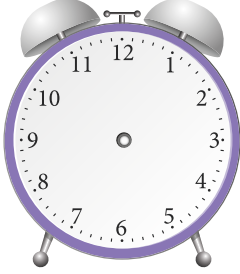


akrep


yelkovan



Etkinlik: Dijital olarak verilmiş saatleri çizerek gösteriniz.




10 . 15




01 . 15




05 . 15



07 . 15




04 . 15




18 . 15




02 . 15



12 . 15



16 . 15




03 . 15



09 . 15



22 . 15



17 . 15



08 . 15



11 . 15



06 . 15

Etkinlik: Aşağıdaki saatleri öğleden önce (ÖÖ), öğleden sonra (ÖS) şeklinde yazınız.




ÖÖ : 03 : 15

ÖS : 15 : 15



ÖÖ :


ÖS :



ÖÖ :


ÖS :

Ö.Ö = Öğleden önce
Ö.S = Öğleden sonra




ÖÖ :

ÖS :



ÖÖ :

ÖS :




ÖÖ :

ÖS :




ÖÖ :

ÖS :




ÖÖ :

ÖS :




ÖÖ :

ÖS :




ÖÖ :

ÖS :




ÖÖ :

ÖS :




ÖÖ :

ÖS :




ÖÖ :

ÖS :



ÖÖ :

ÖS :



ÖÖ :

ÖS :

Etkinlik: Analog olarak verilmiş saatleri Ö.Ö ve Ö.S olarak yazınız.

Ö.Ö :
01.15
Ö.S :
13.15

Ö.Ö :
.....
Ö.S :
.....

Ö.Ö = Öğleden
önce
Ö.S = Öğleden
sonra



Ö.Ö :
.....
Ö.S :
.....

Ö.Ö :
.....
Ö.S :
.....

Ö.Ö :
.....
Ö.S :
.....

Ö.Ö :
.....
Ö.S :
.....

Ö.Ö :
.....
Ö.S :
.....

Ö.Ö :
.....
Ö.S :
.....

Ö.Ö :
.....
Ö.S :
.....

Ö.Ö :
.....
Ö.S :
.....

Ö.Ö :
.....
Ö.S :
.....

Ö.Ö :
.....
Ö.S :
.....

Ö.Ö :
.....
Ö.S :
.....

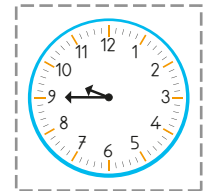


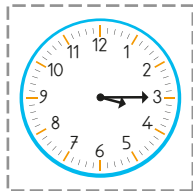


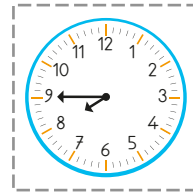














Ö.Ö :
.....
Ö.S :
.....

Ö.Ö :
.....
Ö.S :
.....


Ö.Ö :
.....
Ö.S :
.....

Ö.Ö :
.....
Ö.S :
.....

Etkinlik: Dijital olarak verilmiş saatlerin analog halini bulup yanlarına yapıştırınız.



Etkinlik: Saatlerin okunuşlarını bulup altlarına yapıştırınız.



On bir on beş

Sekiz kırk beş

On bir kırk beş

Biri çeyrek geçiyor





Altiya çeyrek var

On dört on beş

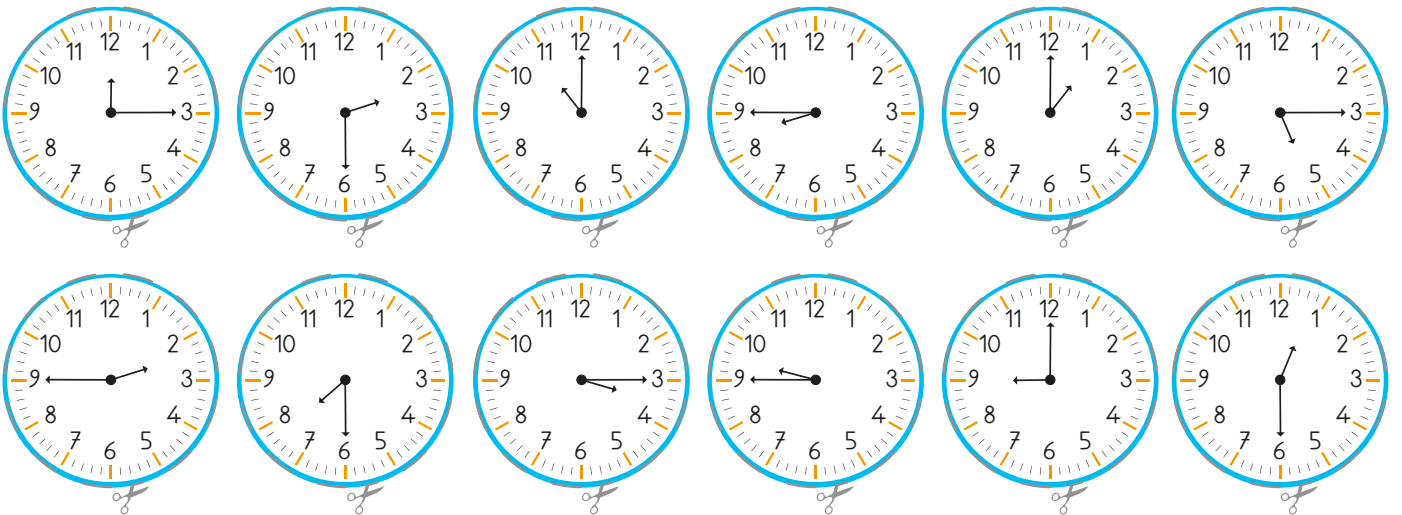
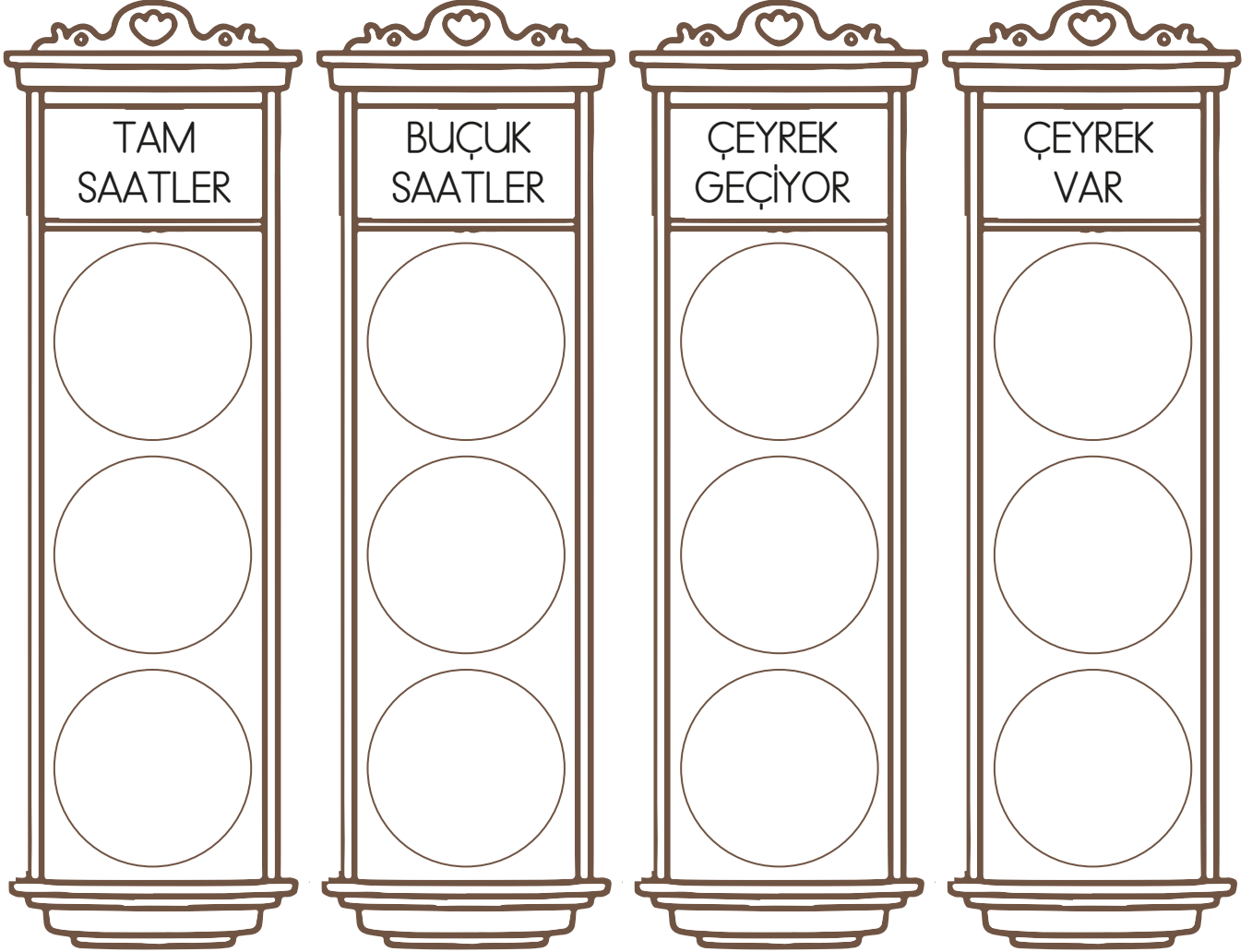
On beş kırk beş

On altı on beş

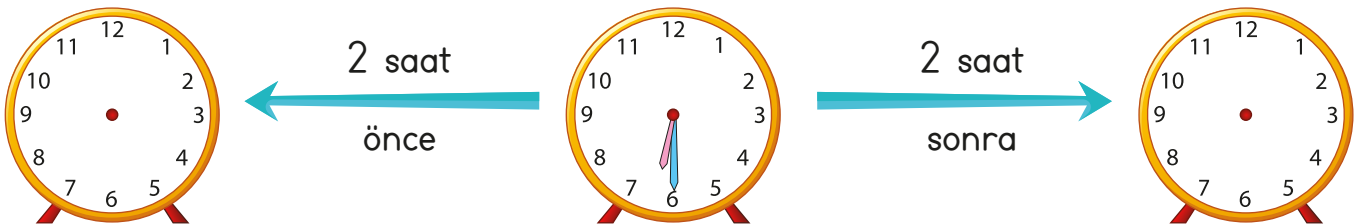
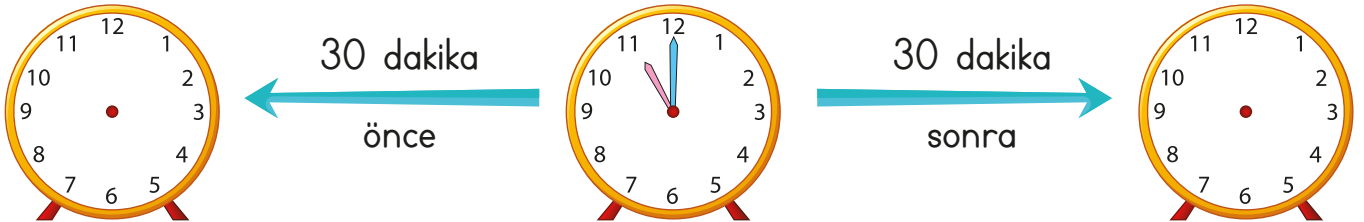
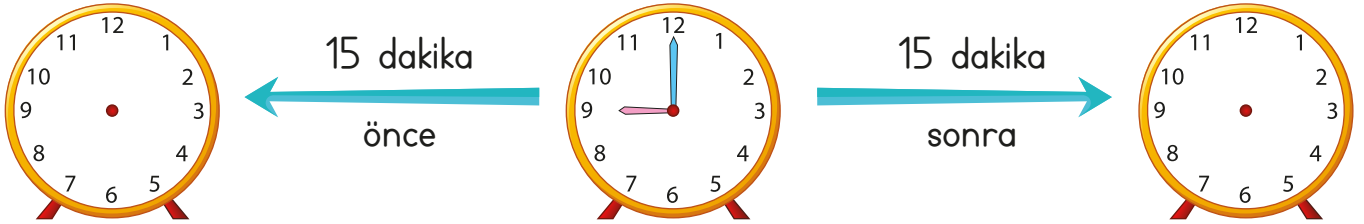
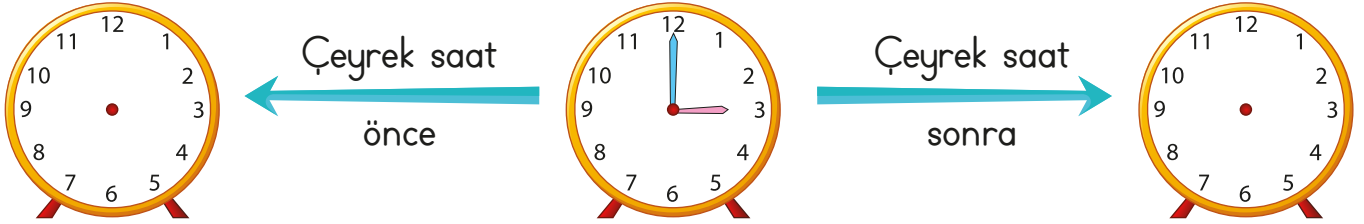
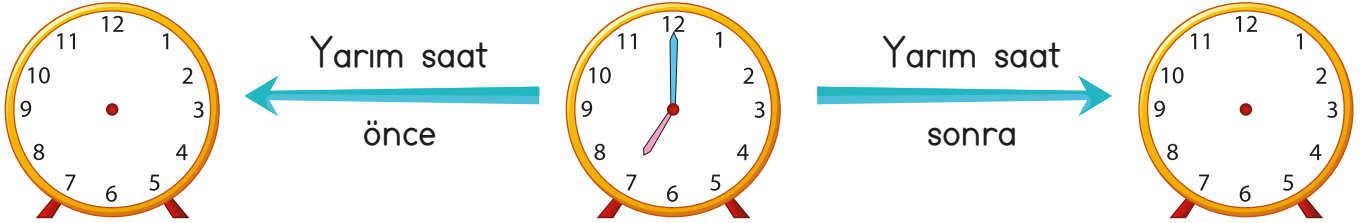
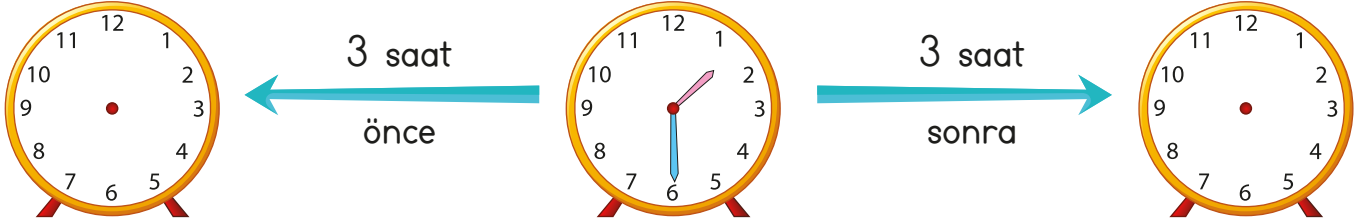
Etkinlik: Dijital saatlerde yazan analog saatlerin arasından seçip uygun yere yapıştırınız.




Etkinlik: Aşağıdaki saatleri keserek uygun yerlere yapıştırınız.



Etkinlik: Aşağıdaki ortada bulunan saate göre öncesi ve sonrası sorulmaktadır. Sorulan zamana göre saatlere akrep ve yelkovanlarını çiziniz.



Etkinlik: Aşağıdaki saatlere göre diğer saatleri bulup çiziniz.



Etkinlik: Aşağıdaki zaman ölçme problemlerini çözünüz.

Saat 09.00'da başlayan çizgi film 1 buçuk saat sürüyor. Çizgi film kaçta biter?

Bir okuldaki deneme sınavı sabah 09.00'da başlıyor ve 120 dakika sürüyor. Sınav kaçta biter?

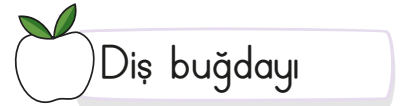
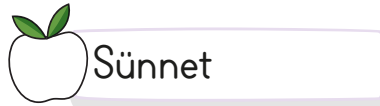
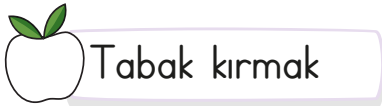
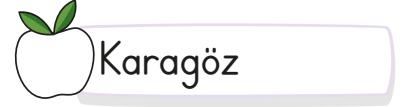
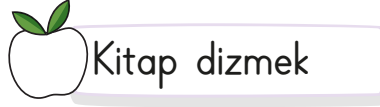
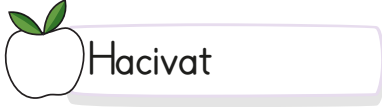
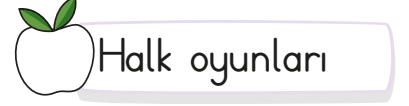
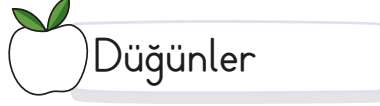
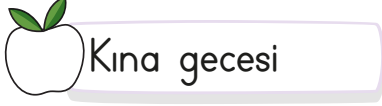
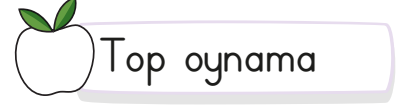
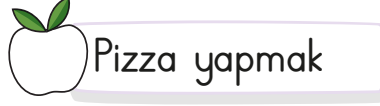
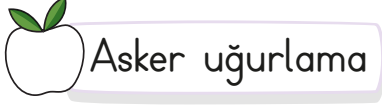
Bir uçak sabah 06.00'da havalanıyor ve ulaşacağı yere 08.30'da varıyor. Uçak kaç saat kaç dakika havada kalmıştır?

Buse'nin izlediği film saat 15.00'te bitmiştir. Çizgi film 2 saat sürdüğüne göre saat kaçta başlamıştır?


Eymen, saat 11.00'de yürümeye başlamış ve yarım saat yürümüştür. Eymen'in yürüyüşü kaçta biter?

İzmir'den 12.30'da yola çıkan otobüs 7 saatte Ankara'ya varmıştır. Otobüs, saat kaçta Ankara'ya ulaşmıştır?

Etkinlik: Aşağıdakilerden kültürel mirasımıza ait olanların elmasını boyayınız.




Aşağıdaki halk oyunlarımızın isimlerini görsellerin altına yapıştırınız.



- Horon Karşılama Zeybek
Çayda Çıra Halay Hora

Etkinlik: Aşağıdaki bulmacada kültürel miraslarımızı bulup boyayınız.



MİLLİ KÜLTÜRÜMÜZ

Kültür bir değerdir
Geçmişten gelendir.
Atalarımızın emaneti
Bizim birliğimizdir.
Koruyup kollayalım
Nesilden nesile aktaralım.
Sürüp gitsin asırlarca
Milli kültürümüz...

İlk dört soruyu şiire göre cevaplayınız.

- Atalarımızın emaneti nedir?
A) Oyun B) Nesil
C) Kültür
- Şaire göre koruyup kollamamız gereken nedir?
A) Tarlalarımız B) Asırlar
C) Milli Kültürümüz
- Şiire göre kültür nereden gelmiştir?
A) gelecekten B) geçmişten
C) uzaydan

4. Şiirde geçen "asır" kelimesinin eş anlamlısı aşağıdakilerden hangisidir?

A) gazete B) yüzyıl
C) sene

5. Aşağıdakilerden hangisinin sonuna diğerlerinden farklı bir noktalama işareti gelir?

A) Dışarı çıkarken şemsiye aldım
B) O kadar soğuktu ki dondum
C) Kaçınıcı sınıfta okuyorsun

6. "Yemeği yiyemedim çünkü çok sıcaktı."

Yukarıdaki cümlede sebep - sonuç anlamını hangi sözcük sağlamıştır?

A) sıcaktı B) yemeği
C) çünkü

7. Aşağıdaki cümlelerin hangisinde sebep - sonuç ilişkisi yoktur?

- A) Komedi filmlerini seviyorum.
B) Perdesini açmadığı için odası karanlıktı.
C) Sabah erken kalkacağı için saat dokuzda yattı.

8.

"Sonbaharda ağaçlar yapraklarını dökerler."

Aşağıdakilerden hangisi cümlede altı çizili olan kelimenin eş anlamlısı değildir?

- A) ilkbahar
B) güz
C) hazan

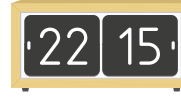
9.



Yandaki saatin öğleden sonrası dijital saatte nasıl yazılır?

- A) 16 : 45
B) 17 : 45
C) 18 : 45

10.



Yandaki dijital saatin analog saatle gösterilişi hangisidir?

- A) B) C)

11. Aşağıdaki saatlerden hangisinde yarım saat gösterilmektedir?

- A) B) C)

12. Aşağıdakilerden hangisi öğleden önce saat on biri göstermektedir?

- A) 23.00 B) 11.00 C) 24.00

13. Aşağıdakilerden hangisi geleneksel yemeklerimizden değildir?

- A) B)
C)